



ACCURACY  
THROUGH  
INNOVATION




**PROGNOSIS**  
BIOTECH



**PRODUCT CATALOG**  
R&D, IN VITRO DIAGNOSTICS FOR FOOD SAFETY

# THE PROGNOSIS BIOTECH STATEMENT:

## ACCURACY THROUGH INNOVATION



The word 'prognosis' comes from the Greek 'prognostikos' (knowledge beforehand). It combines 'pro' (before) and 'gnosis' (knowledge). Hippocrates used the word prognosis, much as we do today, to mean a foretelling of the course of a disease.

## PROGNOSIS BIOTECH SA

is an innovative biotechnology company, specialized in developing and manufacturing modern in-vitro testing technologies for use in the food, beverage, agriculture and clinical diagnostics markets.

Based in Greece, ProGnosis Biotech is an export-oriented enterprise which through a large network of distributors, exports ELISA kits and Lateral-flow tests to more than 62 countries worldwide. In a continuous challenging environment, Prognosis Biotech has earned an important role in the food diagnostics industry by providing innovative solutions. The company is always devoted in constant improvement, as it invests in R&D more than 15% of the earnings of each fiscal year.

### ACCURACY THROUGH INNOVATION

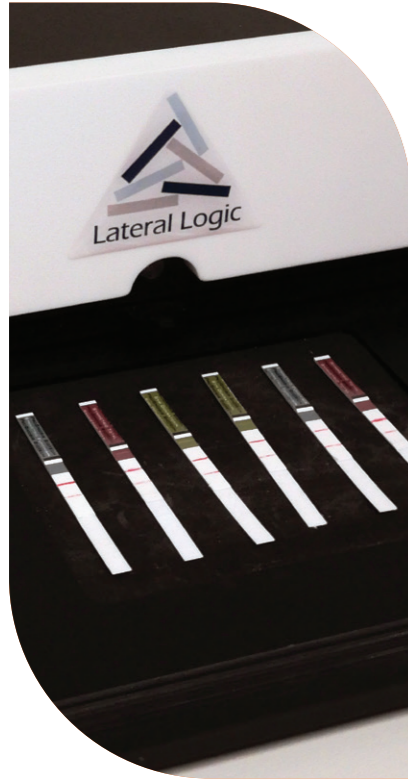
Food quality labs are quite different than biochemistry and R&D labs. There is a severe workload which prohibits the users from identifying the various sources of error as well as a constant demand for decisive results in the minimum amount of time. ProGnosis Biotech is devoted in producing immunological tests that are easy to use, reliable and accurate. Accuracy is achieved by a certain design of product steps, by total quality management and technological innovation.

### PROGNOSIS BIOTECH SA IS COMMITTED TO HIGH QUALITY STANDARDS

Total Quality Management affects all company's processes and has been developed to fulfill internal quality standards as well as customer needs. Quality for ProGnosis Biotech means exceeding every individual user's expectations.

As far as the product quality is concerned, ProGnosis Biotech SA adheres to the rules of Good Manufacture Practices (GMP) and the International Organization for Standardization (ISO), while being certified with ISO 9001:2015 in Development, Manufacturing and Marketing of Diagnostic and Laboratory Products. Moreover, all our methods are fully harmonized with European and global standards.

ProGnosis Biotech develops innovative products, as demonstrated by the validations received from external institutes (ILVO validation). In order to consistently provide top-quality products, ProGnosis participates on a monthly basis in Proficiency Tests organized by Fapas (UK) and BIPEA (France).



# LATERAL FLOW



## LATERAL FLOW | GMO

### GMO DETECTION | CP4 EPSPS

Many countries have regulations regarding the cultivation, sale, and labeling of genetically modified crops. CP4 EPSPS, or 5-enolpyruvylshikimate-3-phosphate synthase from *Agrobacterium tumefaciens* strain CP4, is an enzyme associated with genetically modified organisms (GMOs). Its presence serves as a genetic marker, indicating genetic modification. Rapid Test CP4 EPSPS differentiates between GMO and non-GMO samples fast and easily utilizing lateral flow technology.



Product Name	Product Code	LOQ	Quantification Range	Duration
Rapid Test CP4 EPSPS	R2130/60	0.05%	0-2 %	5 min



## ANTIBIOTICS - MYCOTOXINS

### QUANTUM READ

#### A BINARY ANSWER IN THE SHORTEST POSSIBLE TIME

Quantum Series involves preparing a Quantum read which is a method that exploits the properties of quantification mechanics of lateral flow in order to obtain a binary answer in the shortest possible time.

It reads through different timelines and resembles the logic of the superposition of two states of quantum mechanics. It comes in a cassette format and the outcome of the measurement, positive or negative, depends on the probability distribution of the states in different time readings of the chemical reaction.



### QUANTUM ANTIBIOTICS

for the detection of  $\beta$ -Lactams, Cefalexin, Tetracyclines, Sulfonamides, Quinolones, Streptomycin and Chloramphenicol in cow, sheep and goat milk

Product Name	Product Code	Negative Results in	Quantitative Results in
Quantum BT-Cef	W1030/60	90 sec	5 min
Quantum BT-S	W1130/60	90 sec	5 min
Quantum BT-SQ	W1230/60	2 min	5 min
Quantum BT-SC	W1330/60	2 min	5 min
Quantum BL	W1430/60	60 sec	2 min

### QUANTUM MYCOTOXINS

designed to quantify Mycotoxins at very low concentrations in grains, cereals and nuts

Product Name	Product Code	Negative Results in	Quantitative Results in
Quantum Don W.E.	G4118/40	30 sec	90 sec
Quantum Don Green	G4018/40	45 sec	2 min
Quantum Fumonisin Green	G7018/40	45 sec	2 min
Quantum Ochratoxin Green	G6018/40	2 min	4 min
Quantum Zon Green	G5018/40	2 min	4 min
Quantum Total 0-30 Green	G3418/40	2 min	4 min
Quantum T2-HT2 Green	G8018/40	2 min	4 min





# SYMMETRIC

LATERAL FLOW | MYCOTOXINS | ANTIBIOTICS

## SYMMETRIC TECHNOLOGY

TRANSFORMS A SCREENING TOOL INTO A CONFIRMATORY METHOD

Designed and manufactured in Europe, Symmetric Technology is an outcome of an intensive 4-year R&D investment. Symmetric products are extremely accurate and precise producing also very high results in terms of sensitivity and stability.

First applied on Mycotoxins, Symmetric Technology signifies the transition of Lateral-flow sticks from being a low-esteemed screening tool into a reliable confirmatory method.

To this day, Lateral-flow tests demonstrate CVs of 20-40%, which are considerably higher than the equivalent ones of ELISA and HPLC.



Flanders Research Institute for Agriculture, Fisheries and Food

SYMMETRIC M1 RECEIVED THE ILVO VALIDATION, CONFIRMING ITS HIGH ACCURACY



Product Name	Product Code	LOQ	Quantification Range	Duration
Symmetric M1	S2148/96	8 ppt	8-150 ppt	10 min
Symmetric M1 1000	S2448/96	70 ppt	70 -1000 ppt	3 min
Symmetric M1 400	S2548/96	12 ppt	12-400 ppt	10 min

Product Name	Product Code	Duration
Symmetric B+T	S1048/96	5 min
Symmetric BTS	S1248/96	5 min
Symmetric Tetracyclines in Honey	S0124	10 min



**SYMMETRIC ANTIBIOTICS**  
for the detection  $\beta$ -Lactams, Tetracyclines & Sulfonamides in milk and Tetracyclines in honey



## SYMMETRIC EXTRA SENSITIVE | ORGANIC SOLVENT EXTRACTION

designed to quantify Mycotoxins at very low concentrations in grains, cereals, nuts and coffee

Product Name	Product Code	LOQ	Quantification Range	Duration
Symmetric B1 ES	S3124/48	0.70 ppb	0.70 - 20 ppb	10 min
Symmetric Total ES	S3224/48	0.35 ppb	0.35 -10 ppb	10 min
Symmetric Ochratoxin Coffee	S6324/48	0.90 ppb	0.90 - 20 ppb	10 min



## SYMMETRIC GREEN SERIES

### ONE GREEN EXTRACTION

Symmetric Green is a highly innovative Lateral Flow test series, utilizing state-of-the-art features for the quantitative detection of all the major Mycotoxins (Aflatoxins B1, B2, G1, G2, Deoxynivalenol, Zearalenone, Ochratoxin, Fumonisin, T-2/HT-2) in grains, nuts, cereals and other commodities including animal feed.

**SYMMETRIC GREEN SERIES UTILIZES AN AQUEOUS BUFFER FOR THE EXTRACTION STEP, WHILE IT PROVIDES A UNIQUE ADVANTAGE TO THE USERS AS THE SAME EXTRACTION CAN BE USED FOR ALL MYCOTOXINS.**

The aqueous extraction method eliminates the adverse effects of organic solvents (such as methanol) on humans, avoiding their unnecessary use in the laboratory.

Hazards caused by organic solvents are generally underrated, nevertheless they are quite serious especially when the individual is exposed to organic solvents on a regular basis.

Organic solvents such as methanol are skin irritants after coming in contact with the skin, while in prolonged exposure they can affect the function of the central nervous system.

## Aqueous Extraction

Product Name	Product Code	LOQ	Quantification Range	Duration
Symmetric B1 Green	S3724/48	1.3 ppb	1.3-30 ppb	3 min
Symmetric Total Green 0-30	S3424/48	1.3 ppb	1.3-30 ppb	3 min
Symmetric DON Green	S4024/48	150 ppb	150-5000 ppb	3 min
Symmetric Ochratoxin Green	S6024/48	1 ppb	1-20 ppb	3 min
Symmetric ZON Green	S5024/48	35 ppb	35-800 ppb	3 min
Symmetric Fumonisin Green	S7024/48	150 ppb	150-4000 ppb	3 min
Symmetric T-2/HT-2 Green	S8024/48	40 ppb	40-600 ppb	3 min

Product Name	Product Code	LOQ	Quantification Range	Duration
Symmetric Ochratoxin Wine	S6224/48	0.35 ppb	0.35 - 5 ppb	5 min





## Allergen Free Test



## LATERAL FLOW | ALLERGEN

Food allergies and other types of food hypersensitivities affect millions of people all over the world.

Food allergies occur when the body's immune system reacts to certain proteins in food. Food allergic reactions vary in severity from mild symptoms involving hives and lip swelling to severe, life-threatening symptoms, often called anaphylaxis, that may involve fatal respiratory problems and shock.

While promising prevention and therapeutic strategies are being developed, food allergies currently cannot be cured. Early recognition and learning how to manage food allergies, including which foods to avoid, are important measures to prevent serious health consequences.



Product Name	Product Code	LOD	Quantification Range	Duration
Almond Free Test	E1010/30	1 ppm	2-128 ppm	5 min
Hazelnut Free Test	E1110/30	2 ppm	4-128 ppm	5 min
Peanut Free Test	E1210/30	2 ppm	4-128 ppm	5 min
Walnut Free Test	E1410/30	4 ppm	8-64 ppm	5 min
Egg Free Test	E1510/30	1 ppm	2-128 ppm	5 min
Pistachio Free Test	E1610/30	2 ppm	4-128 ppm	5 min
Cashew Free Test	E1710/30	3 ppm	4-128 ppm	5 min
Pecan Free Test	E1810/30	2 ppm	4-128 ppm	5 min
Soy Free Test	E1310/30	1.5 ppm	2.5-50 ppm	5 min
Gluten Free Test	E1910/30	3 ppm	5-100 ppm	5 min
Lupin Free Test	E2310/30	0.5 ppm	1-32 ppm	5 min
Brazil Nut Free Test	E2010/30	2.5 ppm	5-128 ppm	5 min
Mustard Free Test	E2110/30	2 ppm	3-128 ppm	5 min
Crustaceans Free Test	E2910/30	2 ppm	3-150 ppm	5 min
BLG Free Test	E2710/30	1.5 ppm	-	5 min
Casein Free Test	E2210/30	4 ppm	6-128 ppm	5 min





# RAPID TEST

## LATERAL FLOW | MILK ADULTERATION



THE ONLY QUANTITATIVE  
LATERAL FLOW TEST FOR MILK ADULTERATION

RAPID TESTS CAN QUANTIFY FROM NEGATIVE  
TO >2% ADULTERATION, IN JUST 3 MINUTES



Product Name	Product Code	LOD	Quantification Range	Duration
Rapid Test Cow (Quantitative)	Q1230/120	0.1 %	0.1-2 %	3 min
Rapid Test Cow (Qualitative)	R1230/120	0.1 %	-	3 min
Rapid Test Goat (Quantitative)	Q1130/120	0.1 %	0.1-2 %	3 min
Rapid Test Goat (Qualitative)	R1130/120	0.1 %	-	3 min

RAPID TEST COW  
RAPID TEST GOAT

NO FALSE POSITIVE-NEGATIVE RESULTS  
ONLY 3 MINUTES  
SUITABLE FOR TESTING IN THE FIELD & IN THE LABORATORY  
SHELF LIFE: 12 MONTHS | STORAGE 15-25 °C



# ELISA MYCOTOXINS



## AFLATOXIN M1

Aflatoxins are toxic metabolites of major concern to the dairy industry, generally produced by *Aspergillus flavus*, *A. parasiticus* and *A. nomius*. They can have immunosuppressive, mutagenic, teratogenic and carcinogenic effects. Aflatoxins that are ingested by animals in contaminated pellets and forage are biotransformed at the hepatic level into Aflatoxin M1 (AFM1). Aflatoxin is then excreted in this form into the milk used for human consumption and, it is also present in dairy products. AFM1 in milk and milk products is considered to pose certain hygienic risks for human health and as a result there is an established EU limit of 0,05 µg/kg (50ppt) and 0.025 µg/kg (25ppt) for infant food.



Product Name	Product Code	LOQ	Quantification Range	Duration
Bio-Shield M1 ES	B2048/96/192	5 ppt	5-250 ppt	75 min
Bio-Shield M1 BF (Baby Food)	B3048/96/192	5 ppt	5-80 ppt	75 min
Bio-Shield M1 Fast	B2548/96	10 ppt	10-250 ppt	30 min
Bio-Shield M1 UF MYD	B2248/96	100 ppt	100-1000 ppt	20 min

**BIO-SHIELD M1 ES RECEIVED THE ILVO VALIDATION,  
CONFIRMING ITS HIGH ACCURACY**



# MYCOTOXINS

Mycotoxins are poisonous chemical compounds produced by certain fungi. There are many such compounds, but only a few of them are regularly found in food and animal feedstuffs such as grains and seeds. Nevertheless, those that do occur in food have great significance in the health of humans and livestock. The effects of some food-borne mycotoxins are acute, symptoms of severe illness appearing very quickly. Other mycotoxins occurring in food have longer term chronic or cumulative effects on health, including the induction of several types of cancers and immune deficiency.

There are six mycotoxins, or groups of mycotoxins, that can be found quite often in food or feed: Deoxynivalenol, Zearalenone, Ochratoxin, Fumonisin, T2-HT2 toxins and Aflatoxins B1, B2, G1, G2.

The fungi that produce mycotoxins in food are categorized into two groups: those that invade before harvest, commonly called field fungi, and those that occur only after harvest, called storage fungi.

There are three types of toxicogenic field fungi:

- plant pathogens such as *F. graminearum* (deoxynivalenol, nivalenol)
- fungi that grow on senescent or stressed plants, such as *F. moniliforme* (fumonisin) and sometimes *A. flavus* (aflatoxin)
- fungi that initially colonise the plant before harvest and predispose the commodity to mycotoxin contamination after harvest, such as *P. verrucosum* (ochratoxin) and *A. flavus* (aflatoxin)

Most controlling government agencies worldwide have regulations regarding the amount of mycotoxins allowable in feed and food and especially in infant food. Accurate and rapid determination of the presence of mycotoxins in commodities is of paramount importance.



**UNIQUE SAMPLE PREPARATION**

## UNIQUE SENSITIVITY LEVELS



Product Name	Product Code	LOQ	Quantification Range	Duration
Bio-Shield B1 5	B5048/96	2 ppb	2-50 ppb	5 min
Bio-Shield B1 OP	B3348/96	2.5 ppb	2.5-50 ppb	20 min
Bio-Shield B1 ES	B2948/96	0.5 ppb	0.5-10 ppb	20 min
Bio-Shield B1 BF	B3148/96	0.06 ppb	0.06-2.5 ppb	75 min
Bio-Shield Total 5	B5148/96	2.5 ppb	2.5-50 ppb	5 min
Bio-Shield Total ES	B2348/96	0.6 ppb	0.6-10 ppb	20 min
Bio-Shield Total OP	B3948/96	3 ppb	3-50 ppb	20 min
Bio-Shield Ochratoxin 8	B5448/96	2 ppb	2-40 ppb	8 min
Bio-Shield Ochratoxin	B2448/96	1.5 ppb	1.5-40ppb	20 min
Bio-Shield ZON 5	B5348/96	25 ppb	25-500 ppb	5 min
Bio-Shield ZON	B2748/96	15 ppb	15-500 ppb	15 min
Bio-Shield DON 5	B5248/96	100 ppb	100-5000 ppb	5 min
Bio-Shield DON 5 W.E.	B5748/96	100 ppb	100-5000 ppb	5 min
Bio-Shield DON	B2648/96	100 ppb	100-5000 ppb	20 min
Bio-Shield DON M.E.	B3848/96	100 ppb	200-5000 ppb	20 min
Bio-Shield Fumonisin 5	B5548/96	200 ppb	200-5000 ppb	5 min
Bio-Shield Fumonisin	B2848/96	120 ppb	120-6000 ppb	15 min
Bio-Shield T-2/HT-2 8	B5648/96	20 ppb	20-500 ppb	8 min
Bio-Shield T-2/HT-2	B3248/96	20 ppb	20-500 ppb	15 min
Bio-Shield T2	B4148/96	6 ppb	20-500 ppb	20 min

**BROAD RANGE OF VALIDATED MATRICES**





# 1 STANDARD MYCOTOXINS

## AN ACCURATE AND COST-EFFECTIVE ELISA METHOD

1-Standard ELISA series is a new innovative ELISA system, using a precalibrated curve for the quantification of mycotoxins in only 5 minutes.

Unlike the regular ELISA protocol that needs to have several standards for an accurate quantification method, the 1-standard ELISA requires only the first (analyte free) standard.

The precalibrated standard curve has been run multiple times in ProGnosis Biotech facilities and following thorough examinations and validations it is unique for every lot and it can be downloaded on Prognosis Data reader.

Product Name	Product Code	LOQ	Quantification Range	Duration
1-Standard Total	D4348	2.5 ppb	2.5-50 ppb	5 min
1-Standard B1	D4948	2 ppb	2-50 ppb	5 min
1-Standard DON	D4548	100 ppb	100-5000 ppb	5 min
1-Standard DON W.E.	D4848	100 ppb	100-5000 ppb	5 min
1-Standard ZON	D4448	25 ppb	25-500 ppb	5 min
1-Standard Fumonisin	D4748	200 ppb	200-5000 ppb	5 min
1-Standard Ochratoxin	D4148	2 ppb	2-40 ppb	8 min
1-Standard T-2/HT-2	D4248	20 ppb	20-500 ppb	8 min



**ONLY ONE STANDARD NEEDED  
5-MIN ELISA METHOD  
SHELF LIFE: 12 MONTHS**



## ELISA | ALLERGENS

The Allergen-Shield Series brings together the sensitivity of ELISA technology and the versatility of advanced multiplex capabilities. This allows for accurate detection and measurement of allergens in food samples, which in turn ensures the safety and allergen compliance of your products.



SWABBING KITS AVAILABLE FOR ALL ALLERGENS

AS1020 |Allergen Shield Swabbing Kit  
 AS1220 |Allergen Shield Swabbing Kit Gluten  
 AS1120 |Allergen Shield Swabbing Kit Soy  
 AS1320 |Allergen Shield Swabbing Kit Milk

Product Name	Product Code	LOQ	Quantification Range	Duration
Allergen-Shield Total Milk***	A1448/96	2.5 ppm	2.5-67.5 ppm	30 min
Allergen-Shield Casein***	A1248/96	0.5 ppm	0.5-30 ppm	30 min
Allergen-Shield BLG***	A1348/96	0.15 ppm	0.15-4.5 ppm	30 min
Allergen-Shield Gluten S	A1048/96	5 ppm	5-80 ppm	30 min
Allergen-Shield Soy	A1848/96	1 ppm	1-25 ppm	30 min
Allergen-Shield Almond**	A1548/96	1 ppm	1-25 ppm	30 min
Allergen-Shield Hazelnut**	A1648/96	1 ppm	1-25 ppm	30 min
Allergen-Shield Peanut**	A1748/96	1 ppm	1-25 ppm	30 min
Allergen-Shield Egg**	A1148/96	1 ppm	1-20 ppm	30 min
Allergen-Shield Cashew**	A1948/96	1 ppm	1-25 ppm	30 min
Allergen-Shield Pistachio**	A2148/96	1 ppm	1-25 ppm	30 min
Allergen-Shield Walnut**	A2348/96	2.5 ppm	2.5-100 ppm	30 min
Allergen-Shield Brazil Nut**	A2948/96	1 ppm	1-25 ppm	30 min
Allergen-Shield Lupin**	A2648/96	1 ppm	1-25 ppm	30 min
Allergen-Shield Macadamia**	A2748/96	1 ppm	1-25 ppm	30 min
Allergen-Shield Mustard**	A2848/96	1 ppm	1-25 ppm	30 min
Allergen-Shield Pecan**	A2048/96	1 ppm	1-25 ppm	30 min
Allergen-Shield Pine Nut**	A3048/96	1 ppm	1-25 ppm	30 min
Allergen-Shield Sesame**	A2248/96	1 ppm	1-25 ppm	30 min
Allergen-Shield Buckwheat	A3148/96	1 ppm	1-25 ppm	30 min
Allergen-Shield Coconut**	A2448/96	1 ppm	1-25 ppm	30 min
Allergen-Shield Crustaceans**	A2548/96	5 ppm	5-100 ppm	30 min
Allergen-Shield Fish**	A3248/96	4 ppm	4-100 ppm	30 min

\*\*Common extraction | \*\*\*Common extraction



# ELISA ANTIBIOTICS



## ELIMINATE ANTIBIOTIC RESIDUES IN FOOD

Antibiotics are used in farming, aquacultures and apicultures as a method of treating bacterial infections and preventing the spread of disease in crowded conditions, which are common occurrence. Prognosis Biotech offers solutions for the detection of common antibiotic residues, such as Chloramphenicol, AHD, SEM, with its Bio-Shield Antibiotic Series.

SEM is an antibiotic residue belonging to the sulfonamide class of antibiotics. Sulfamethazine (SEM) is commonly used in veterinary medicine to treat bacterial infections in animals. Residues of SEM may be found in food products derived from animals treated with sulfamethazine, such as meat, milk, and eggs.

AHD or 4-aminohydantoin is a metabolite of the antibiotic nitrofurantoin. When nitrofurantoin is ingested, it undergoes biotransformation in the liver, leading to the formation of various metabolites, including AHD. Nitrofurans represent a class of synthetic antibiotics extensively utilized in agriculture to combat bacterial infections in farm animal, but their carcinogenic nature, poses potential threats to human health. Chloramphenicol, a broad-spectrum antibiotic widely used in veterinary medicine, poses potential health risk to consumers when present in food products as it is a recognized carcinogen. As such, its use is strictly regulated.



Product Name	Product Code	LOQ	Quantification Range	Duration
Bio-Shield Chloramphenicol	B8048/96	0.0125 ppb	0-1 ppb	40 min
Bio-Shield AHD	B8148/96	0.1 ppb	0.1 - 2.5 ppb	30 min
Bio-Shield SEM	B0048/96	0.2 ppb	0.2-10 ppb	45 min

# ATP VERIFICATION



# ATP FLOW

## SURFACE AND WATER TESTING EFFICIENT REAL-TIME HYGIENE MONITORING

ProGnosis Biotech's advanced ATP Surface and Water Testing Series, called ATP FLOW, is the answer to proper hygiene monitoring and cleanliness verification.

ATP serves as a reliable indicator of microbial presence or residues that may foster their growth.

ATP FLOW is ideal for testing surfaces, while ATP FLOW TOTAL allows the detection of both microbial and non-microbial ATP in water samples, with its special sampling tip.



Product Name	Product Code
ATP-FLOW (Surface ATP Test)	SW1020
ATP-FLOW Total (Water ATP Test)	SW1120






# ELISA

## MILK ADULTERATION

Higher priced milk with limited seasonal availability is commonly and fraudulently adulterated with lower priced milk from different dairy animals like cow. Adulterated milk either used in direct human consumption or in cheese manufacture (like feta, which is recognized as Protected Designation of Origin, PDO) results in a final product inferior to that expected by the consumer.

In addition, Cow's milk allergy (CMA) is one of the most common food allergies, while Goat's milk is also associated with a rare allergy disorder. Therefore, cow or goat milk must be declared as ingredients on food labels.

Milk adulteration can be detected by toilsome methods such as chromatography and electrophoresis. As they require highly sophisticated and expensive equipment, they are consequently considered of limited value for the usual screening of milk.



Product Name	Product Code	LOQ	Quantification Range	Duration
Bio-Shield Cow	B1248/96	0.15%	0.15-4%	85 min
Bio-Shield Goat	B1148/96	0.35 %	1-25 %	85 min
Bio-Shield Cow Cheese	B1748	0.15 %	0.15-4 %	85 min

# HISTAMINE

## ELISA | LATERAL FLOW



Histamine (HA) is best known as a mediator of allergic reactions, but it is now recognized to participate in numerous other normal and pathologic processes.

Histamine is a heterocyclic primary amine and is the by-product of the decarboxylation of the amino acid L-histidine by the enzyme histidine decarboxylase. The latter is produced by certain bacteria that can be found in seafood.

The most common fish species that tend to accommodate HA belong to the scombroid family of fish (tuna, mahi mahi, marlin, bluefish, sardines, anchovy, bonito, herring and mackerel). After the fish are harvested the bacterial growth results in increasing histidine decarboxylase amounts which in turn induces HA production.

High levels of Histamine may cause scombroid poisoning in humans which consists of various symptoms, such as rash, nausea, vomiting, diarrhea, hypotension, heart palpitations and muscle weakness. Histamine levels in fish of good quality are usually below 10 ppm.




**BROAD RANGE OF QUANTIFICATION**  
**OPTIONAL VISUAL DETECTION LIMIT AT 35 PPM**  
**FAST PROTOCOLS**  
**NO ACYLATION REQUIRED**

Product Name	Product Code	LOQ	Quantification Range	Duration
Bio-Shield Histamine	B6048/96/576	2.5 ppm	2.5-200 ppm	20 min
Symmetric Histamine	S9030	8 ppm	8-300 ppm	3 min
1-Standard Histamine	D4648	2.5 ppm	2.5-200 ppm	20 min



# HARDWARE & SOFTWARE

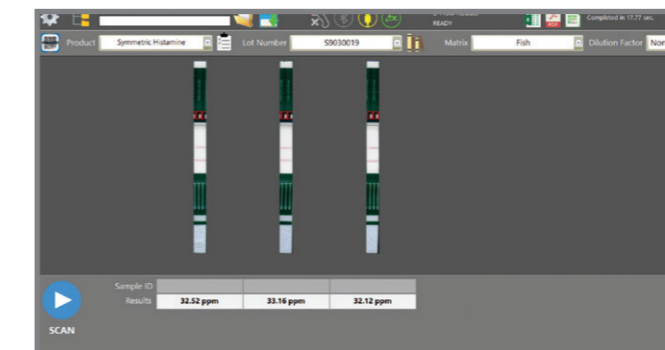
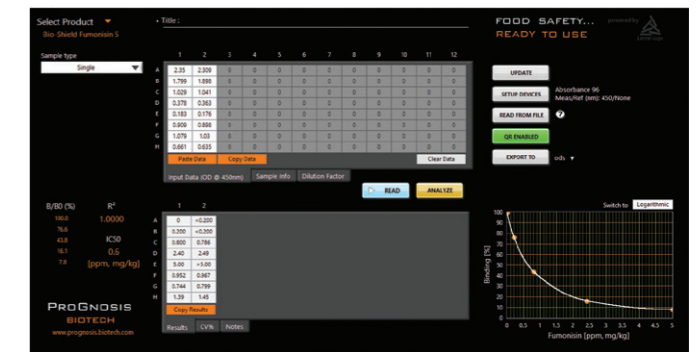


## INTUITIVE SOFTWARE SOLUTIONS DESIGNED TO FACILITATE YOUR ANALYSIS AND RESULTS REPORTING

### PROGNOSIS DATA READER ELISA Analysis

If you are running our ELISA kits, we offer a stand-alone, easy to use, statistics analysis program that is designed to streamline your laboratory data analytics and reports process.

The Prognosis data reader has the ability to import the microplate readout values from the spectrophotometer and automatically create a full analytic report of the ELISA results without any additional efforts from a user. Customized reporting is available through our software solutions team.



### S-FLOW SOFTWARE our NextGen Lateral Flow Analysis

S-Flow is our flexible software platform that facilitates the quantitative analysis of one or more lateral flow devices.

This platform can be continuously updated with the lateral flow test calibration data to ensure the user obtains accurate results on the field every time. Customized results reporting is also available through our software solutions team.

# INTUITIVE LATERAL FLOW READERS

FIELD DEPLOYABLE HARDWARE FOR USE WITH OUR LATERAL FLOW KITS



## 3PR MINI

With our newly developed 3PR field reader, users can obtain fast, easy and quantitative results with the Prognosis Biotech Lateral flow devices within minutes. The system is lightweight and operates on Bluetooth connection for operation with a portable tablet device.

Benefits:

- Fast and lightweight, which enables users to obtain results on site without any special equipment
- Capable of analyzing three strips at a time in just a few seconds
- Does not require any special training to operate
- Bluetooth controlled by a windows enabled tablet device

## S-FLOW READER

The Prognosis Biotech S-Flow reader is designed to provide high throughput analysis of our lateral flow devices.

Benefits:

- Precise and fast scanning process
- Can analyze up to six strips at a time in just a few seconds
- Capable of reading different product test strips simultaneously
- Does not require any special training to operate
- Field deployable





**PROGNOSIS BIOTECH SA**

[www.prognosis-biotech.com](http://www.prognosis-biotech.com)

✉ [info@prognosis-biotech.com](mailto:info@prognosis-biotech.com)

☎ +30 2410 623922

📍 Farsalon 153 | 41335 Larissa, Greece